

LITTLE ADVENTURERS



Pre-Reader Summer Reading Program 2024

Name: _____

Directions: There are 25 circles on this sheet. Each circle contains an activity. Do an activity and cross out that circle. For every 5 circles you cross out, bring your sheet to the library to pick out a book to keep! When you have completed 20 circles turn in your sheet for a special prize. Turn over this sheet to learn about the benefits of these fun activities. June 15-August 10, 2024

- Change hands. Give your child a toy and let them play. Then put their empty hand on the toy. They will grab it. Undo the fingers on their first hand and kiss them.
- Sing to your baby. You don't have to be Taylor Swift! Have fun and sing whatever you are comfortable with.
- Snuggle with your child as you read. Make reading a special bonding time between the two of you.
- Count to your child during simple activities. For example, count the kisses you give your child.
- Lay some pillows out on the floor. Encourage your child to crawl over them by placing a toy on the other side.
- Repeat your baby's sounds back to them and turn them into sentences. If your baby says, "Ba ba," tell them, "Ba ba says the sheep."
- When your baby can hold their head up on their own, try some gentle bouncing rhymes. There are some on the back of this sheet.
- Lay your baby on their back. Place a flat object against the bottom of their feet and give just enough resistance to encourage them to push back.
- Put on some music and hold your child securely as you sway to the beat.
- Read touchy/feely books that excite children with flaps, peep holes, or different textures.
- Fill a Ziploc bag with hair gel, pom-poms, and glitter. Tape the bag to a window and let your baby squish the items around inside.
- Introduce your child to different shapes through toys, food, or anything safe for your child to play with.
- Practice animal sounds. Use toys, songs, stories, and rhymes to make it extra fun!
- Try some mess-free finger painting. You can find the instructions on the back of this sheet!
- Talk to your child as you perform tasks throughout the day, like when you are preparing a meal or giving your child a bath.
- Use voices when you read with your child. Talk loud or soft or make up voices for different characters.
- Grab a brightly colored object, like a scarf. Hold it in front of your baby. When you see their eyes lock on it, slowly move it back and forth. For the older kids, play peek-a-boo!
- Recite nursery rhymes to your child. We have some great books if you need a reminder!
- Practice sorting objects by color or size. Try using everyday things like toys.
- Sing the alphabet song to your child. You can sing it slow, fast, loud, or in a high or low voice.
- Clap along to the rhythm of songs. It can be you singing or songs you are listening too.
- Talk about the world around you using describing words. Talk about the soft blanket or the tall giraffe.
- Let your baby explore books. Learning how to turn pages and hold a book is part of learning to read. Board books and cloth books are a great choice for this age!
- Fill a container with toys, rolled up socks, etc. Encourage them to dump it out and then put them all back again.
- You can share books with your child without reading them. Talk about what is happening in the pictures and point to objects.

- Prize 1
- Prize 2
- Prize 3
- Prize 4 and Final

• Cadillac Wexford Public Library
411 S. Lake St. Cadillac, Michigan
231-775-6541
www.cadillaclibrary.org

• Manton Public Library
404 W. Main St. Manton, Michigan
231-824-3584
• Mesick Public Library
105 W. Mesick Ave. Mesick, Michigan
231-885-1120



SUMMER READING 2024

MESS-FREE FINGER PAINTING

Things you will need:

- Finger paint
- Large Ziploc bag
- Painters tape
- Piece of white paper

Instructions:

- Tape the paper down where your child will paint
- Put 3-4 colors of paint in the bag, spread out away from each other
- Securely tape the bag over the white paper you taped earlier
- Encourage your child to mix colors, and make pictures by moving the paint around.

BOUNCING RHYMES


Akka bakka soda cracker
Akka bakka boo
Akka bakka soda cracker
Up goes you

Akka bakka soda cracker
Akka bakka boo
Akka bakka soda cracker
I love you


I bounce you here, I bounce you there
I bounce you, bounce you everywhere
I tickle you here, I tickle you there
I tickle you, tickle you everywhere
I hug you here, I hug you there

The Benefits of Fun Activities!


Even simple activities can have a positive impact on a child's development! A lot of what you do instinctively with your little one helps them develop important skills. We've color-coded our activities to give you an idea of the benefits your child is getting during the fun they're having this summer. Remember- this should be fun! Play until your child is tired of the activity!




Reading. The love of reading is the number one best predictor of reading success! Teach your child to love reading by making it a fun and loving activity between the two of you.



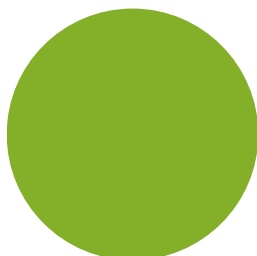
Math skills. You can start practicing math skills early by counting with your child and exposing them to different shapes. Learning to recognize and repeat patterns and learning position words are also important math skills.




Music. Singing slows down language and helps children to hear the smaller parts of words – it's phonics practice!



Writing. Encourage your child to learn to operate their body effectively by practicing different kinds of movement and hand-eye coordination. This will help them learn to write later on.



Talking. Children learn language by observing it and practicing it with adults. Talk to your child often-the more words they hear, the better!



Playing. Play is how children learn best. Motor skills, reasoning, social and emotional skills as well as literacy are all improved by age appropriate play!